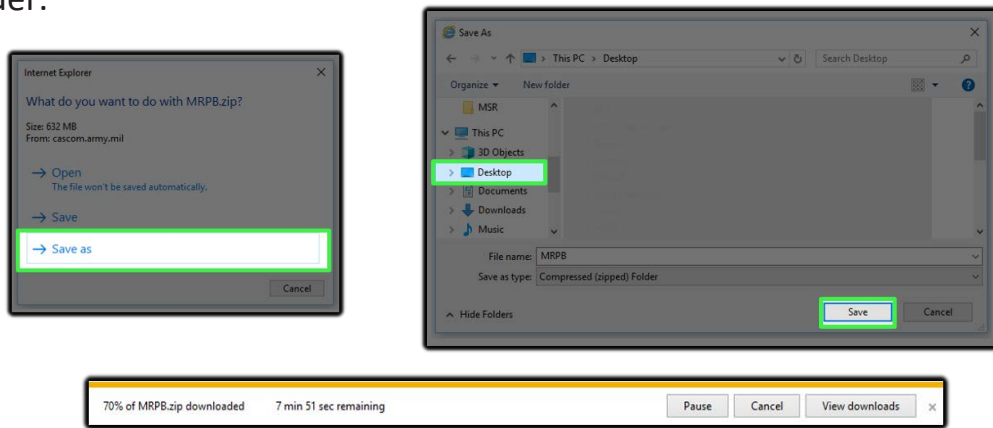


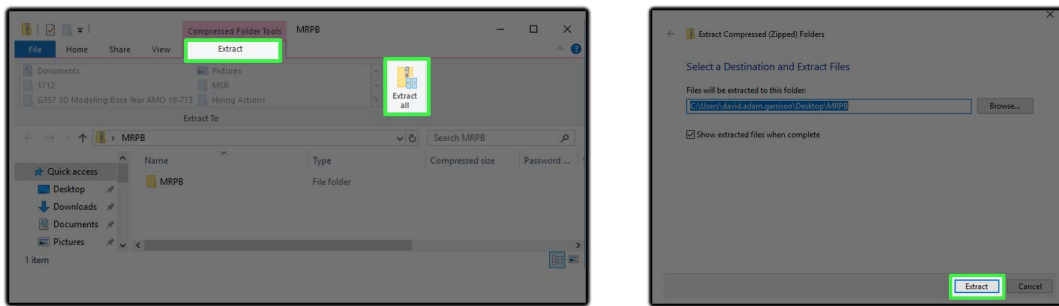
# Directions to Download and Run the Maintenance Readiness Playbook (MRPB)

Copy and paste the following link in your web browser: [https://cascom.army.mil/g\\_staff/g3/TTD/Products/MRPB.zip](https://cascom.army.mil/g_staff/g3/TTD/Products/MRPB.zip)

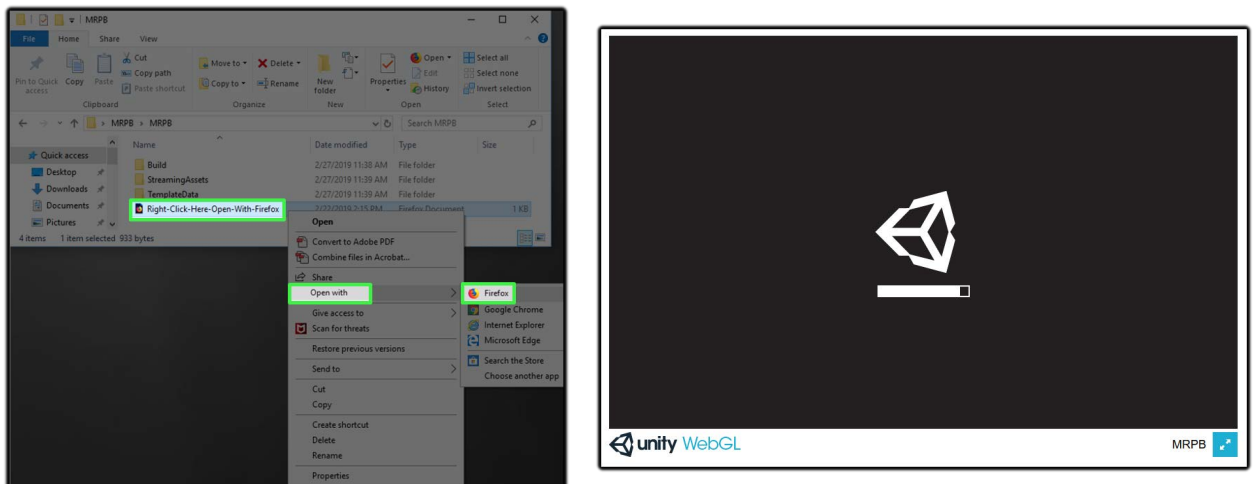
1. Select "Save as" and choose "Desktop" as the location where you would like to save the zipped folder.



2. Once the download is complete, close the current window and find the "MRPB" zipped folder on the Desktop. Once you have located the zipped folder, click on the "Extract" tab and then select "Extract All".



3. Once the files are extracted, find the unzipped "MRPB" folder on your desktop and right-click the "Right-Click-Open-With-Firefox" and choose "open with" Mozilla Firefox Browser. The MRPB will load with the splash screen depicted below prior to playing.



4. For questions concerning the download or playability of the MRPB please email CASCOM's Training Technology Division at the following: [usarmy.lee.tradoc.mbx.cascom-ttd@mail.mil](mailto:usarmy.lee.tradoc.mbx.cascom-ttd@mail.mil)