


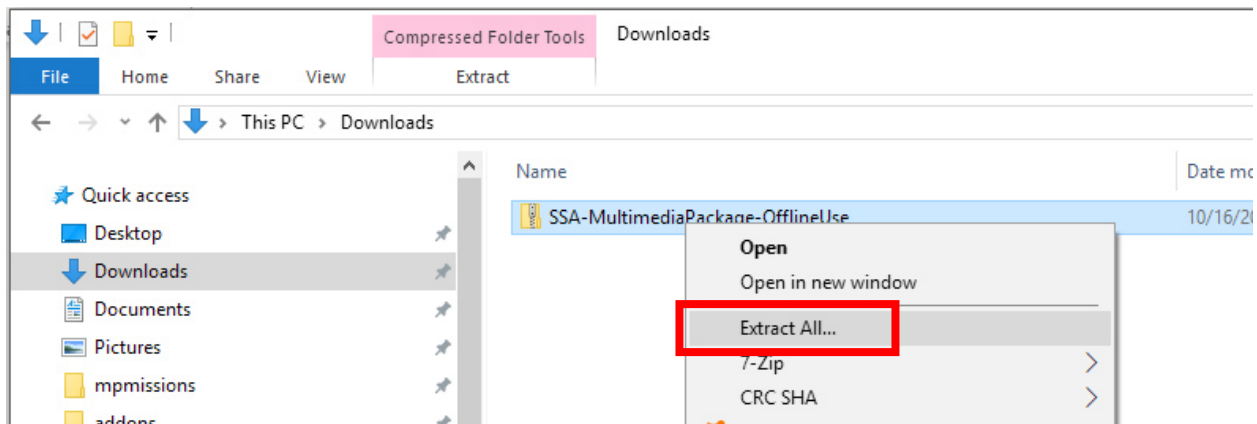
## SSA Terrain Walk and Multimedia Package – Downloadable Version Instructions

Click the following link to initiate the download: [https://cascom.army.mil/g\\_staff/g3/TDD/QM/SSA-Multimedia-Package/SSA-MultimediaPackage-OfflineUse.zip](https://cascom.army.mil/g_staff/g3/TDD/QM/SSA-Multimedia-Package/SSA-MultimediaPackage-OfflineUse.zip)

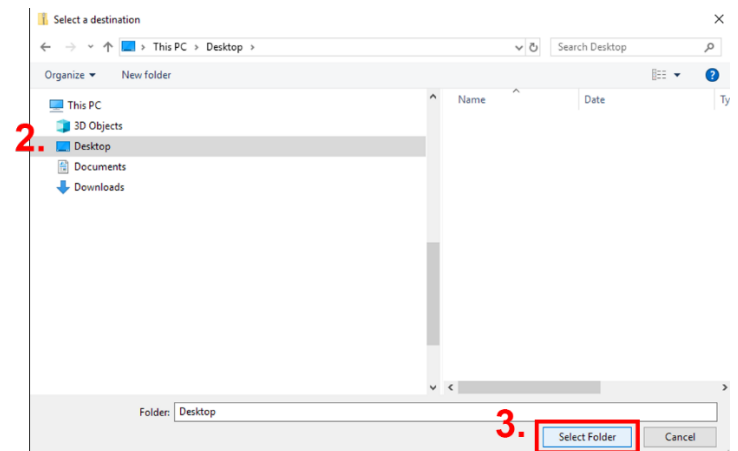
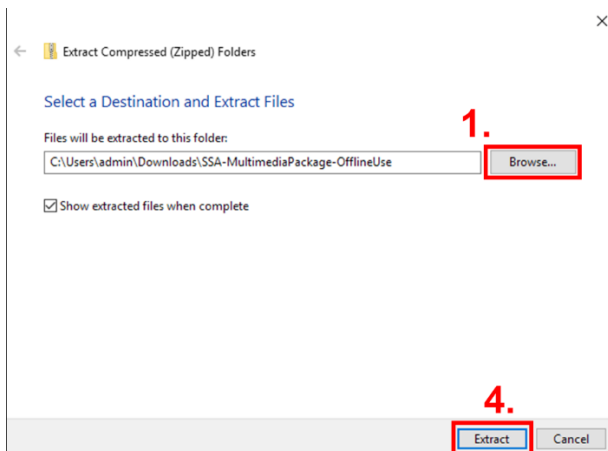
Depending on the browser used, you may be prompted to hit “save” before the download starts. Below is an example using the default Microsoft Edge browser. If prompted, hit “save” to initiate the download.



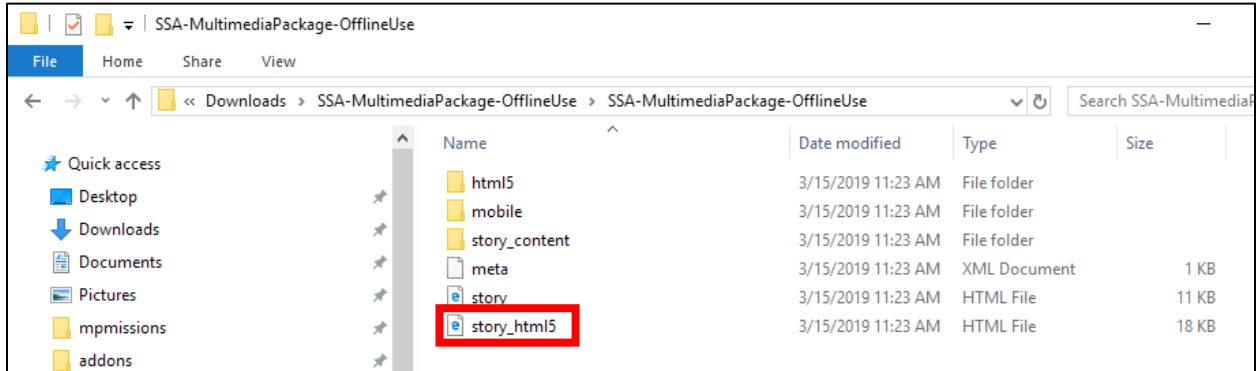
Locate the zip file (typically, the default location used by the browser is the “Downloads” folder, unless you specify otherwise). Once located, right-click on the zip file and choose “Extract All”



The window below will appear. First, hit the “Browse” button. Second, choose Desktop as the location. Third, hit “Select Folder.” Finally, hit “Extract.” It may take a minute to finish extracting.



After the file is extracted, a new window will open. Double-click on the folder, then double-click on the “story\_html5.html” file to run the product.



**Please do not move, delete, or modify any files or folders in the extracted folder, otherwise the product will not function properly.**

**Note:** it is highly recommended that you use Firefox, Google Chrome, or Microsoft Edge to run this product, as these are the most secure and latest browsers, all approved by DoD. You can choose a different browser to run the file in by right-clicking the “story\_html5.html” file and selecting “Open With” in the dropdown menu.

